

2007

Crestliner

609 13th Avenue N.E., Little Falls, Minnesota 56345
Phone 320-632-6686

All prices and specifications subject to change. Crestliner reserves the right to discontinue models or change prices, specifications, materials, equipment, color or design at any time without notice and without incurring obligations. Some models are shown with optional features. Outboard boat weights shown in this catalog reflect the approximate weight of the boat only, and do not include weights of the outboard motor or accessories installed. All boats meet or exceed United States Coast Guard regulations and National Marine Manufacturers Association Certification Standards. Warranty: The Crestliner LIFETIME+3 Protection Plan and deck lifetime limited warranties continue to lead the industry. Crestliner warrants that it will repair or replace defects discovered in a main seam hull weld for life after the date the boat is purchased. Crestliner also warrants that it will repair or replace all other defects in materials and workmanship in the boat for a period of three years after the date the boat is purchased. Some restrictions apply. For complete details, a copy of our limited warranty is attached to each new boat or may be obtained from your Crestliner dealer. Many boats featured in this catalog are shown with available options. See your dealer for details.

© 2006 Crestliner — A Brunswick Boat Company

**To locate your nearest dealer, visit
www.crestliner.com**

Please follow the rules of safe boating, be courteous to others and respect the marine environment.

Special thanks to: Bojoma Lake Maps, www.uslakeviews.com &
Stearns Mfg. PFDs and inflatables. Belt-style inflatable PFDs are worn by some boaters in running shots.

200m 7/06 Printed in USA

takemefishing.org



www.crestliner.com

The Crestliner Quality Mission Statement is our promise to you:

***To satisfy our customers by continually
creating market-leading products and
services through innovation.***



The Leader by Innovation™



Finding
your
perfect place
has never been
so much fun.



The Leader by Innovation™

The most soothing fishing boat you can buy.



No Fooling.

An old saying goes: A fool and his money are soon parted. Well friend, look to the lakes and rivers of North America and you'll be hard-pressed to find a single fool in a Crestliner. Because for 60 years, we've built the finest aluminum boats at the best prices. And every UniWeld Crestliner carries the industry-leading Lifetime Plus 3 Protection Plan, for a lifetime of worry-free boating. That's downright genius.

So if you have a bit of money to invest in your family's life on the water, then look into a 2007 Crestliner. And relax.



For the second straight year Crestliner has won the prestigious NMMA Customer Satisfaction Index Award by the National Marine Manufacturer's Association.

Crestliner
HydroTherapy
2007



The Leader by Innovation™



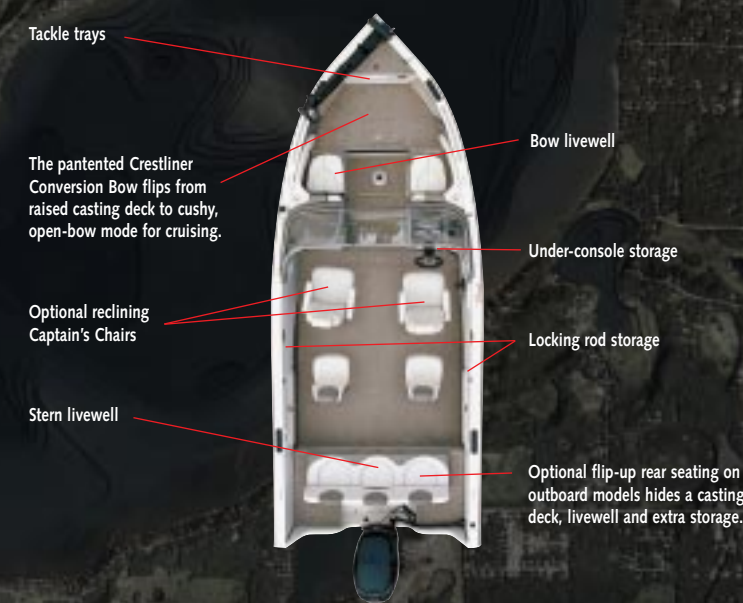
Sportfish 2150

You're looking at the biggest boat in the Crestliner fleet. Not surprisingly, it's the choice of big families who spend their time on lakes that can whip up when the wind picks up. Deep, wide, stable and able are words that best describe this welded aluminum masterpiece — complete with a patented conversion bow, optional conversion stern bench and automotive-caliber styling, inside and out. Sportfish 2150. It's as big as your appetite for angling adventure.



2150 Sportfish Outboard

SPORTFISH	2150
Overall Length	21'11" (6.7m)
Overall Length w/SST	22'6" (6.9m)
Maximum Beam	102" (259cm)
Maximum Depth	47" (119cm)
Uni-Weld Hull	17° Dead Rise
Max Cockpit Depth	30.5" (77cm)
Approx. Weight	2050# (928kg)
Max. Weight Capacity	2000# (907kg)
Max. People Capacity	9
Max. HP	250
Fuel Capacity	77 gal. (291L)
Transom Height	25" (64cm)
Aluminum Gauge Bottom & Transom-.125, Sides-.090	
Available in Pebble Base and all 2007 Crestliner Accent Colors	



www.crestliner.com

Crestliner
Smooth Ride
2007



The optional Space Saving Transom (SST) gives you more room inside and better top end performance.



The patented snapless travel cover is another Crestliner exclusive invention. It goes on fast, removes easily and looks great.



In addition to impeccable style, this dash delivers quick instrument viewing, ample legroom, responsive steering and crisp stereo sound.



Cast or kick back... the choice is yours with our patented Conversion Bow. Switching between these two setups takes just seconds.



Sportfish 1950

Are you a serious angler?
Married? Kids? Your family's
on-the-water interests are as
diverse as the tackle in your
box. You want a boat that
satisfies every one of them –
yet does so with rugged style,
luxurious comfort and
versatility. How'd we know?
Because we know you as well
as we know ourselves. We've
been building boats for
families just like yours for over
60 years. But never one quite
as exquisite as this. Check it
out at your Crestliner dealer
and you'll agree.

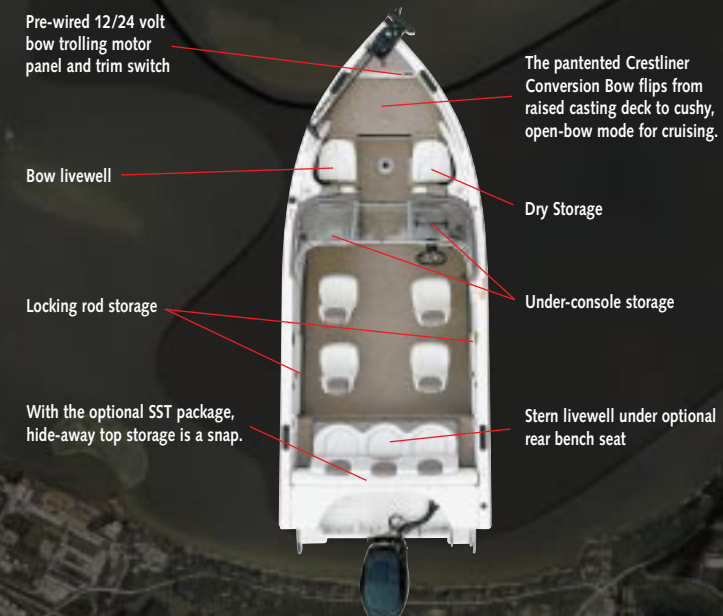
1950 Sportfish Outboard

*The 1950 Sportfish with the optional SST
(Space Saver Transom) gives you more cockpit space,
improved outboard performance and a quieter ride.*




SPORTFISH	1950
Overall Length	19'7" (6.0m)
Overall Length w/SST	20'7" (6.2m)
Maximum Beam	100" (251cm)
Maximum Depth	44" (112cm)
Uni-Weld Hull	17° Dead Rise
Max. Cockpit Depth	27" (69cm)
Approx. Weight	1800# (816kg)
Max. Weight Capacity	1840# (834kg)
Max. People Capacity	8
Max. HP	200
Fuel Capacity	50 gal. (189L)
Transom Height	25" (64cm)

Aluminum Gauge Bottom & Transom-.125, Sides-.090
Available in Pebble Base and all 2007 Crestliner Accent Colors



www.crestliner.com

Crestliner Multi-Tasking 2007



The optional SST package
includes a swim platform.



Our innovative rod
storage locker with
protective tubes keeps
your equipment tangle-
free and easily accessible.



The optional conversion
stern on the SST model is
a cozy couch. Folded down,
it becomes a casting deck
with storage, livewell and
folding suntop.



Sportfish 1850

That's Babe Winkelman on the left, along with his wife Kris and their daughter Karlee. Babe has fished on television for 27 years. He's been all over the world, in every boat brand imaginable. He chooses Crestliner. Babe also shares his knowledge to help us build boats with the stuff that passionate anglers demand—like built-in tackle trays, deep storage compartments, extra-tall windshields and much more. He applauds the 1850 Sportfish, and you will too.

Crestliner

1850 Sportfish Outboard

SPORTFISH	1850
Overall Length	18'2" (5.5m)
Overall Length w/SST	18'9" (5.8m)
Maximum Beam	96" (245cm)
Maximum Depth	41" (104cm)
Uni-Weld Hull	17° Dead Rise
Max. Cockpit Depth	27" (69cm)
Approx. Weight	1470# (667kg)
Max. Weight Capacity	1625# (737kg)
Max. People Capacity	7
Max. HP	175
Fuel Capacity	39 gal. (148L)
Transom Height	25" (64cm)
Aluminum Gauge Bottom-.100, Transom-.125, Sides-.090	
Available in Pebble Base and all 2007 Crestliner Accent Colors	



www.crestliner.com

For tubing and other watersports, an optional tow bar is just the ticket.



Form follows function on the Sportfish console. It's like sliding behind the wheel of a premium automobile.



Standard in every Sportfish is a high-quality Clarion stereo built to take the demands of a marine environment.



Built-in tackle trays come in handy for those "go-to" baits that you want to keep at your fingertips.



Like getting two bow packages for the price of one. The conversion happens in seconds.



Mirage

2000/ 1800


The Mirage is your way to get into priceless boating excitement at a phenomenal price. Built on our legendary UniWeld hull, the Mirage is quick out of the hole, smooth on plane and a joy to fish from with an optional bow-mount trolling motor. For towing the kids on water toys, it's equally able. Storage abounds, and Concept DX fishing chairs provide lasting comfort. Best of all, it comes with our Lifetime Plus 3 Protection Plan. With a Mirage, seeing is definitely believing!

2000 Mirage



1800 Mirage

MIRAGE	2000	1800
Overall Length	20'1" (6.1m)	18'2" (5.5m)
Maximum Beam	99" (251cm)	95" (241cm)
Maximum Depth	45" (114cm)	41" (104cm)
Uni-Weld Hull	17° Dead Rise	17° Dead Rise
Max. Cockpit Depth	29" 74cm)	27" (69cm)
Approx. Weight	1630# (739kg)	1470# (667kg)
Max. Weight Capacity	1925# (873kg)	1625# (737kg)
Max. People Capacity	8	7
Max. HP	225	175
Fuel Capacity	54 gal. (204L)	39 gal. (148L)
Aluminum Gauge Bottom	.125	.100
Aluminum Gauge Sides	.090	.090
Aluminum Gauge Transom	.125	.125
Transom Height	25" (64cm)	25" (64cm)
Available in Pebble Base and all 2007 Crestliner Accent Colors		



www.crestliner.com

Crestliner

Great Expectations 2007



A wonderfully advanced helm includes premium instruments, room for sonar/GPS and resetable breaker switches.



Crestliner owners have enjoyed the best warranty in the business for years. Lifetime on the hull and 3 years on virtually everything else!

Under-console storage is just one example of how we use space to your advantage.



Easy access 22-gallon aerated livewell with mesh baitbag in the stern.



Mirage

1700

A mirage makes you think your eyes are playing tricks on you. Well, when you see this Mirage and the price tag that goes with it, you'll do a double-take. You simply can't find an all-purpose boat — built this well — at a better price. With an easy-handling 17-foot length and ultra-wide 89" beam, there's plenty of room for the whole crew to enjoy the day. A patented conversion bow comes standard, along with our Lifetime Plus 3 Protection Plan that makes every tomorrow look as great as today.

Crestliner
Family Values
2007



Rod lockers like this are typically reserved for much more expensive boats. It holds plenty of other gear too.



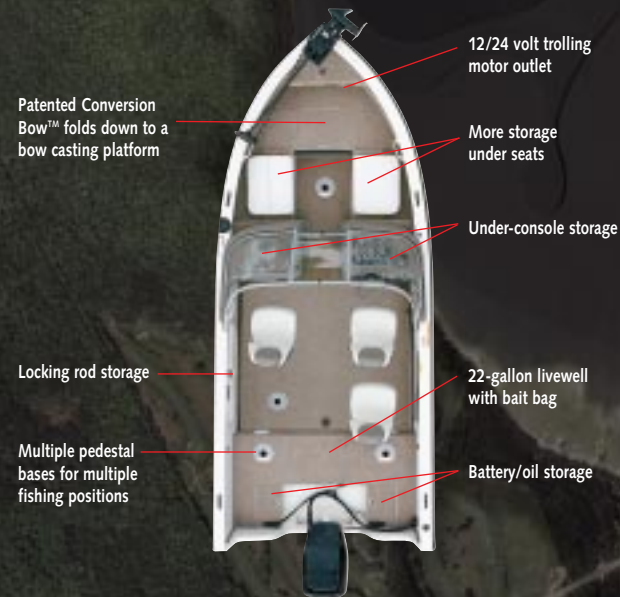
This is the seal that leads the boating industry. Lifetime coverage to the original owner on the hull and 3-year protection on virtually everything else. That's peace of mind.



Here's the bow in its fishing configuration. With two quick flips of the center sections, it becomes an instant bow-rider.

MIRAGE	1700
Overall Length	17'1" (5.2m)
Maximum Beam	89" (225cm)
Maximum Depth	41" (104cm)
Uni-Weld Hull	17" Dead Rise
Max. Cockpit Depth	26" (66cm)
Approx. Weight	1300# (590kg)
Max. Weight Capacity	1305# (592kg)
Max. People Capacity	6
Max. HP	140
Fuel Capacity	33 gal. (125L)
Transom Height	20" (51cm)

Aluminum Gauge Bottom-.100, Transom-.125, Sides-.090
Available in Pebble Base and all 2007 Crestliner Accent Colors



www.crestliner.com



Sport Angler

1750/ 1650

A few years back, customers and dealers asked us to build a super-affordable console fishing boat with great angling features AND a full windshield. Whew, tall order. But we came through with flying colors and the Sport Angler has been a hit ever since. This is a no-nonsense craft with a big livewell, lockable rod storage, Concept DX fishing chairs and a UniWeld hull. The works comes with our Lifetime Plus 3 Protection Plan. So relax about the price and warranty. Just get out there and catch some fish!



Crestliner
Fun Sensibility
2007



The optional bimini suntop folds up and includes a zippered travel bag for compact storage. Is that cool or what?



1650 Sport Angler



1750 Sport Angler

SPORT ANGLER	1750	1650
Overall Length	17'1" (5.2m)	16'3" (5.0m)
Maximum Beam	89" (225cm)	87" (221cm)
Maximum Depth	41" (104cm)	35" (89cm)
Uni-Weld Hull	17" Dead Rise	12" Dead Rise
Max. Cockpit Depth	26" (66cm)	26" (66cm)
Approx. Weight	1300# (590kg)	1000# (454kg)
Max. Weight Capacity	1305# (592kg)	1295# (587kg)
Max. People Capacity	6	5
Max. HP	125	90
Fuel Capacity	33 gal. (125L)	17 gal. (64L)
Transom Height	20" (51cm)	20" (51cm)
Aluminum Gauge Bottom	.100	.090
Aluminum Gauge Transom-Sides	.125-.090	
Available in Pebble Base and all 2007 Crestliner Accent Colors		

12/24 volt trolling motor outlet

19-gallon aerated livewell

Rod locker

1750

Bow storage

Under-console storage

22-gallon aerated livewell

1650

www.crestliner.com



Nice wide Concept DX fishing chairs have integrated handholds, which are handy in choppy conditions.



Tournament Series

202

Die hard. Maniac. Machine. These are just a few descriptors that some anglers earn through their passion for the sport. Sound like you? Then you've come to the right place. Because the same words describe this boat. It's twenty feet of pure fishing paradise, complete with a 37-gallon lighted livewell with oxygenator, bow baitwell, innovative rod storage, and a hull that's 1/2 sportscar & 1/2 battleship. Many of the world's most competitive pros choose the Tournament Series for the same reason you should.



202 Tournament Series SC
shown with optional port console


202 Tournament Series SC
shown with optional full windshield



Team Crestliner professional anglers compete in the PWT walleye circuit logging thousands of hours towing and fishing out of their Tournament Series boats. Their feedback is invaluable in the continued innovation that you see in every Crestliner.

TOURNAMENT SERIES	202 SC
Overall Length	20'2" (6.1m)
Maximum Beam	100 1/2" (255cm)
Maximum Depth	41" (104cm)
Uni-Weld Hull	18° Dead Rise
Max. Cockpit Depth	22 3/4" (58cm)
Approx. Weight	1425# (646kg)
Max Weight Capacity	2100# (952kg)
Max. People Capacity	6
Max. HP	250
Fuel Capacity	60 gal. (227L)
Transom Height	25" (64cm)

Aluminum Gauge Bottom & Transom-.125, Sides-.090
Available in Pebble Base and all 2007 Crestliner Accent Colors



Cavernous storage lockers

Custom helm with optional passenger console

Concept DX fishing chairs

Dry storage

Multiple pedestal bases for multiple fishing positions

Pre-wired 12/24 volt trolling motor outlets fore and aft

Aerated bow baitwell

Cargo netting

Rod storage system

Optional full walk-through windshield


Dry storage

37-gallon livewell with light, oxygenator, timer and remote drain

Crestliner
Head-Turner
2007



Tournament Series owners push their boats to the limit. Luckily, their warranty lets them do it with confidence. Lifetime Plus 3. It doesn't get any better.



Total protection and easy access to even long trolling rods. It's what our pros demanded and we delivered.

www.crestliner.com

Tournament Series

192


Think TV's Ron Schara and Raven like their Tournament Series? Judging by the smiles, especially Raven's, that's a serious "yes." You'll smile too when you discover all the room on board. Leg room. Floor room. Storage room. In fact, wherever we could put storage, we did — right down to the cargo net areas beneath the extruded gunnel deck. Plus, at 19-feet, this boat is designed for easy storage inside most garages. From bow to stern, you could say the 192 Tournament Series is an angler's best friend.



192 Tournament Series SC

192 Tournament Series SC
shown with optional port console

TOURNAMENT SERIES	192 SC
Overall Length	19'2" (5.8m)
Maximum Beam	95" (241cm)
Maximum Depth	37" (94cm)
Uni-Weld Hull	17° Dead Rise
Max. Cockpit Depth	20" (51cm)
Approx. Weight	1360# (617kg)
Max. Weight Capacity	1425# (646kg)
Max. People Capacity	6
Max. HP	200
Fuel Capacity	54 gal. (204L)
Transom Height	25" (64cm)
Aluminum Gauge Bottom & Transom-.125, Sides-.090	
Available in Pebble Base and all 2007 Crestliner Accent Colors	



www.crestliner.com

Crestliner
Catch It
2007



Muskie hunters love this boat because it easily handles rough water; has generous space for throwing big baits; and features an extra-long, oxygenated livewell for reviving weary muskies after the battle.



At the bow: a convenient baitwell, handy accessory tray, a drink holder, cargo mesh pockets and much more.

These cargo mesh storage areas are ideal for PFDs, rain wear, tackle trays and virtually anything you want just a reach away.



When we say tons of storage, we're not kidding around. All hinges and latches are first-rate.



Fish Hawk

1850 Single Console/ Tiller

Let's talk about popularity for a moment. Fish Hawk popularity. No other model in Crestliner history (which goes back to 1946 by the way) has earned such a loyal following. Just check out the features spread across these pages and you'll understand why. It's also the most copied boat in our history. We won't name competitor names (because they know who they are), but scores of other brands have fashioned their boats after this baby. We're OK with that. Imitation is the greatest form of flattery.

Crestliner
Best Seller
2007



1850 Fish Hawk SC
shown with optional port console




1850 Fish Hawk SC

1850 Fish Hawk SC
shown with optional windshield

FISH HAWK	1850/1850 SC
Overall Length	18'6" (5.7m)
Maximum Beam	95.5" (243cm)
Maximum Depth	35" (89cm)
Uni-Weld Hull	12° Dead Rise
Max. Cockpit Depth	24" (61cm)
Approx. Weight	1250# (567kg) / 1300# (590kg)
Max. Weight Capacity	1360# (617kg)
Max. People Capacity	6
Max. HP	90/150
Fuel Capacity	31 gal. (117L)
Transom Height	25" (64cm)

Aluminum Gauge Bottom-.100, Transom-.125, Sides-.090
Available in Pebble Base and all 2007 Crestliner Accent Colors

1850 Fish Hawk Tiller



www.crestliner.com



You'll love every Fish Hawk feature – especially the center-mount rod locker with protective tubing.

Fish Hawk

1750 Single Console/ Tiller

There are bass boats. Walleye boats. Muskie boats. Crappie boats. The 1750 Fish Hawk is none of the above. Rather, it is all of the above. We designed it to appeal to every angler for every species. You'll see that in the way we built the deep, wide hull and everything inside it — from the center rod locker to the large livewell with bait bag. This Fish Hawk is proof that you can be all things to all people at a phenomenal price.



Crestliner

Fishability
2007



1750 Fish Hawk SC

1750 Fish Hawk Tiller

FISH HAWK	1750/1750 SC
Overall Length	17'6" (5.3m)
Maximum Beam	95" (242cm)
Maximum Depth	35" (89cm)
Uni-Weld Hull	12° Dead Rise
Max. Cockpit Depth	24" (61cm)
Approx. Weight	1050# (476kg) / 1100# (499kg)
Max. Weight Capacity	1360# (617kg)
Max. People Capacity	6
Max. HP	90/125
Fuel Capacity	24 gal. (91L)
Transom Height	25" (64cm)
Aluminum Gauge Bottom-.100, Transom-.125, Sides-.090	
Available in Pebble Base and all 2007 Crestliner Accent Colors	



www.crestliner.com



If you opt for the optional Northwest vinyl floor package, you can add snap-in carpeting.



All instruments and switches are right where they should be for easy viewing.



Optional Contender package includes cargo netting, built-in tackle trays, Stowmaster landing net and a lighted, recirculating livewell.



Fish Hawk

1750 Dual Console

The single most popular option on the legendary 1750 Fish Hawk has got to be the port console. More than one comfortable passenger has thanked the driver for getting the addition. Not only does it feature a sleek amber windscreen, but you'll also appreciate its integrated accessory bin, drink holder, tuck-under storage and ample legroom. To customize this boat even more, you can order your dual console with a full walk-through windshield for maximum protection from wind and spray.



1750 Fish Hawk SC
shown with optional port console

1750 Fish Hawk SC
shown with optional windshield

FISH HAWK	1750 SC
Overall Length	17'6" (5.3m)
Maximum Beam	95" (242cm)
Maximum Depth	35" (89cm)
Uni-Weld Hull	12° Dead Rise
Max. Cockpit Depth	24" (61cm)
Approx. Weight	1100# (499kg)
Max. Weight Capacity	1360# (617kg)
Max. People Capacity	6
Max. HP	125
Fuel Capacity	24 gal. (91L)
Transom Height	25" (64cm)
Aluminum Gauge Bottom-.100, Transom-.125, Sides-.090 Available in Pebble Base and all 2007 Crestliner Accent Colors	



www.crestliner.com

Crestliner
Integrated Cool
2007



Like its big brother, the 1850 Fish Hawk, the 1750 also features a tube-style rod locker between the consoles.



The aerated livewell keeps your catch and your bait healthy.





Fish Hawk

1700/ 1600

The 1600 and 1700 Fish Hawks are new to the Crestliner line-up for 2007. These efficient beauties were created to satisfy the most demanding angler but at a price that will put a smile on your face. Wide beams, livewell and rod locker all poured into Crestliner's famous UniWeld hull. And, you don't need a ton of power to get great performance so you save gas. Comes pre-wired with a bow trolling motor outlet. The 1700 includes a second livewell with baitwell.

Fish on!

Crestliner
Pure Efficiency
2007



MotorGuide trolling motor and Lowrance fish finder are standard equipment on the 1600 and 1700 Fish Hawks.



The ergonomic helm features instrumentation, controls at your fingertips and storage for your essentials.



Spacious front deck with storage for your gear, a livewell and a baitwell. Keep your fishing rods secure in the side rod locker.



1600 Fish Hawk SC

1700 Fish Hawk SC

1700 Fish Hawk Tiller

FISH HAWK	1700/1700 SC	1600/1600 SC
Overall Length	17'2" (5.2m)	16' (4.8m)
Maximum Beam	91" (231cm)	87" (221cm)
Maximum Depth	35" (89cm)	35" (89cm)
Uni-Weld Hull	12° Dead Rise	12° Dead Rise
Max. Cockpit Depth	24" (61cm)	24" (61cm)
Approx. Weight	1050# (476kg) / 1100# (499kg)	830# (376kg) / 880# (399kg)
Max. Weight Capacity	1450# (657kg)	1200# (544kg)
Max. People Capacity	6	5
Max. HP	75 Tiller/115 Console	60 Tiller/75 Console
Fuel Capacity	30 gal. (113L)	23 gal. (87L)
Transom Height	20" (51cm)	20" (51cm)

Aluminum Gauge Bottom-.090, Transom-.125, Sides-.080
Available in Silver Bay Base and Onyx Black or Sport Red Accent Colors



www.crestliner.com



Canadian 1850

If only the Titanic was as tough!
We introduced this workhorse
in mid-2006 and thousands of
adventurous anglers have
been exploring new waters
ever since. The exterior is the
pinnacle of aluminum
strength. The interior is not
only loaded with fishing
features, it's also incredibly
comfortable thanks to
Concept DX chairs and an
extra-tall walk-through
windshield. It keeps the
elements where they belong...
away from you! So you can
concentrate on the fishing.

1850 Canadian

Crestliner
24·7·365
2007



Storage under the consoles...



Rods on the port side...



Handy cargo mesh starboard...



And a bow you'll just love!



Your 1850 Canadian is backed
by the best warranty in the
aluminum boat industry.



Choose from
several popular
canvas options.

CANADIAN	1850
Overall Length	18'2" (5.2m)
Maximum Beam	95.5" (241cm)
Maximum Depth	41" (104cm)
Uni-Weld Hull	17" Dead Rise
Max. Cockpit Depth	27" (68cm)
Approx. Weight	1500# (680kg)
Max. Weight Capacity	1625# (736kg)
Max. People Capacity	7
Max. HP	175
Fuel Capacity	39 gal. (148L)
Transom Height	25" (64cm)
Aluminum Gauge Bottom-.100, Transom-.125, Sides-.090 Available in Silver Bay Base and Onyx Black Accent Color	



www.crestliner.com



Canadian

18


Crestliner began welding their now legendary hulls in 1964. That’s common knowledge. But none have had the brute strength of the Canadian. This 18-foot fish “destroyer” has a .090 gauge aluminum bottom that shrugs abrasion in the most hostile waters – like those rocky shield lakes in Canada. Hence the name. The boat’s interior is just as rugged, with vinyl covering on the floors, bionic hinges, strong Crestliner custom chairs and more. The layout was designed by fishermen, for fishermen. No matter what country you live in.



18 Canadian Tiller

18 Canadian SC

CANADIAN	18/18 SC
Overall Length	18' (5.5m)
Maximum Beam	79" (200 cm)
Maximum Depth	32" (81cm)
Uni-Weld Hull	10° Dead Rise
Max. Cockpit Depth	21" (53cm)
Approx. Weight	810# (367kg)
Max. Weight Capacity	1000# (453kg)
Max. People Capacity	5
Max. HP	65 Tiller/75 Console
Fuel Capacity	17 gal. (64L)
Transom Height	20" (51cm)
Aluminum Gauge Bottom-.090, Transom-.125, Sides-.080 Available in Silver Bay Base and Onyx Black Accent Color or Optional Camo Package	



www.crestliner.com

Crestliner
Rugged Class
2007



A great open layout in a hull that’s extremely stable for fishing or duck hunting. And great storage too. The camo option includes Crest-Liner coating on the floors.



This neat little invention keeps your tools and go-to lures at your fingertips. Also, note the floor perimeter seal that keeps debris from getting below deck.



Generously-sized doors provide easy access to your gear. We finish the undersides with Crest-Liner coating for durability and good looks.

Canadian

16/14

You have some tough decisions to make. 16 or 14? Mossy Oak® Shadow Grass camo or classic styling? Console or tiller? Stainless steel bow rails perhaps? You can even opt for a bow trolling motor and a host of other options. This is the beauty of a Canadian. You can order yours exactly the way you want it. The way you need it! Just remember: no matter how you get it, you get the Lifetime Plus 3 Protection Plan for free. So you can go hunting and fishing without worry — which always makes a Crestliner an easy decision.

Crestliner
True Grit
2007




16 Canadian Tiller
shown with optional camo package

16 Canadian SC
shown with optional bow rails

14 Canadian Tiller

CANADIAN	16/16 SC	14/14 SC
Overall Length	16'7" (5.0m)	14'7" (4.4m)
Maximum Beam	75" (190cm)	73" (185cm)
Maximum Depth	33.5" (85cm)	33.5" (85cm)
Uni-Weld Hull	6° Dead Rise	6° Dead Rise
Max. Cockpit Depth	22" (56cm)	22" (56cm)
Approx. Weight	704# (319kg)	654# (297kg)
Max. Weight Capacity	1000# (433kg)	1010# (458kg)
Max. People Capacity	5	4
Max. HP	50	40
Fuel Capacity	Portable	Portable
Transom Height	20" (51cm)	20" (51cm)
Aluminum Gauge Bottom & Sides-.080, Transom-.100 Available in Silver Bay Base and Onyx Black Accent Color or Optional Camo Package		



www.crestliner.com



Enhance safety and give your Canadian a distinctive look with optional stainless steel bow rails. Available on side-console models.



Finding a place to stow your equipment is never a problem in a Canadian. There's even a little cubby hole inside the bow enclosure.



The tool & tackle holder and rod rack come standard in every Canadian. You'll wonder what you ever did without them.


CMV 1850/ 1750

Several years ago, we introduced the CMV as an alternative to heavier fiberglass bass boats. Because they're lighter, you get more performance from a smaller horsepower engine. That saves gas. And, you can use a smaller vehicle to tow it. Ka-ching — you save a little more money. The CMV's combination of hull depth and floor height creates incredible storage capacity.

Much more than you'd typically get in an 18-foot 'glass boat. One last note — the CMV is an incredible muskie rig, too.



CMV	1850	1750
Overall Length	18'1" (5.5m)	17'2" (5.2m)
Maximum Beam	95" (241cm)	91" (231cm)
Maximum Depth	33" (84cm)	33" (84cm)
Uni-Weld Hull	11" Dead Rise	11" Dead Rise
Max. Cockpit Depth	21" (53cm)	21" (53cm)
Approx. Weight	1300# (590kg)	1100# (499kg)
Max. Weight Capacity	1360# (617kg)	1360# (617kg)
Max. People Capacity	4	4
Max. HP	150	125
Fuel Capacity	41 gal. (155L)	24 gal. (91L)
Transom Height	25" (64cm)	20" (51cm)
Aluminum Gauge Bottom-.090, Transom-.125, Sides-.080		
Available in Pebble Base and all 2007 Crestliner Accent Colors		



www.crestliner.com



To measure an angler's passion for the sport, count the number of rods in his boat. With one look at the CMV's rod locker, it's clear this boat is built for fishermen.



There's more to these big floors than meets the eye. They're all aluminum along with the doors. The transom is composite too.



Comfortable cruising chairs with generous legroom — plus a center jumpseat for an extra passenger.



CX 19/17

If a shallow draft is what you need to take control of shallow-water fishing, then the CX Series is perfect for you. These boats are absolutely loaded with storage areas, locking rod compartments, huge casting decks and big stern livewells.

The UniWeld hull has our proven modified-V design which delivers quick planing and assured stability. Best of all, a CX creeps through the shallows with effortless stealth. Better still? They do it all at a cost that will make you smile.

Crestliner

Flat Out Fun
2007



The CX is built for bass fishing, but catfish and panfish anglers love it for all the same reasons.



Fisherman can never get enough storage, but the CX's have a ton of it including a rod locker.



Lifetime warranty on main-seam hull welds and three years of protection on virtually everything else!

Console features include instrumentation, cup and sunglasses storage and lighted rocker switches.



Cockpit seats fold down when you're fishing and there's additional storage under.



CX17

CX19

Both the CX17 & CX19 have been tested by BoatTest.com



CX	19	17
Overall Length	18'9" (5.2m)	17'1" (5.2m)
Maximum Beam	90" (228cm)	87" (221cm)
Bottom Width	64" (162cm)	60" (152cm)
Maximum Depth	24" (61cm)	24" (61cm)
Approx. Weight	1250# (567kg)	1040# (471kg)
Max. Weight Capacity	1300# (589kg)	1050# (476kg)
Max. People Capacity	4	4
Max. HP	135	75
Fuel Capacity	22 gal. (83L)	19 gal. (72L)
Transom Height	20" (51cm)	20" (51cm)

Aluminum Gauge Bottom, Sides and Transom-.100
Available in Silver Bay Base and Onyx Black or Sport Red Accent Colors



www.crestliner.com

Sportsman 18

For the many anglers who appreciate the simple design of a classic “bench boat,” feast your eyes on the champion of the category. Its deep, wide UniWeld hull is capable of handling big water, yet it’s light enough for easy trailering to remote hot-spots where the boat ramps aren’t always the greatest. Flat floors (on the split-seat models), all covered with Crest-Liner coating, enhance the Sportsman SS’s comfort, fishability and easy cleaning. Basic? Yes. Basically the finest bench boat in existence? Absolutely!



Crestliner

Basically Beautiful
2007



Seth Burrill, host of “Angler’s Experience” television, relies on his Crestliner for its versatility.



The Sportsman hull is built with the same premium materials and craftsmanship as our Fish Hawks and Tournament Series boats. That’s why we give it the same outstanding warranty.



Ask for an optional console if you prefer a wheel to a tiller.



Sportsman 18
*shown with optional side graphics
package and side console*

SPORTSMAN	18 SS	18 SS SC
Overall Length	18' (5.5m)	18' (5.5m)
Maximum Beam	78" (198cm)	78" (198cm)
Bow Depth	33.5" (85cm)	33.5" (85cm)
Uni-Weld Hull	10° Dead Rise	10° Dead Rise
Approx. Weight	670# (304kg)	670# (304kg)
Max. Weight Capacity	1390# (630kg)	1390# (630kg)
Max. People Capacity	7	7
Max. HP	50	50
Fuel Capacity	Portable	Portable
Transom Height	20" (51cm)	20" (51cm)
Aluminum Gauge Bottom-.090, Transom-.125, & Sides-.080		
Silver Bay with “Crest-Liner” Interior		
Optional: Black paint stripe with Crestliner graphics package		
Camouflage paint (Mossy Oak™ Shadow Grass™)		



www.crestliner.com



Sportsman 14/16


Meet your new favorite fishing partner. Whether you choose the 14- or 16-foot model, the Crestliner Sportsman will faithfully go wherever the fish are biting. From small farm ponds to even big, windswept waters, these welded wonders have what it takes. The optional flat floors make it easy to move around. Built-in rod holders are a nice bonus. And optional camouflaged paint makes the Sportsman as natural on a duck slough as it is in a fish-filled bay.



Sportsman 14 SS
shown with optional side graphics package



Sportsman 16 SS
shown with optional camo package



SPORTSMAN	14/14 SC 14 SS/14 SS SC	16/16 SC 16 SS/16 SS SC
Overall Length	14'7" (4.4m)	16'7" (5.0m)
Maximum Beam	73" (185cm)	75" (191cm)
Bow Depth	27.5" (70cm)	28.5" (72cm)
Uni-Weld Hull	6" Dead Rise	6" Dead Rise
Approx. Weight	410# (185kg)	430# (195kg)
Approx. SS Weight	520# (235kg)	550# (249kg)
Max. Weight Capacity	1010# (458kg)	1300# (590kg)
Max. People Capacity	4	6
Max. HP	35	40
Fuel Capacity	Portable	Portable
Transom Height	20" (51cm)	20" (51cm)
Aluminum Gauge Bottom & Sides-.080, Transom-.100		
Silver Bay with "Crest-Liner" Interior		
Optional: Black paint stripe with Crestliner graphics package		
Camouflage paint (Mossy Oak™ Shadow Grass™)		

www.crestliner.com

XCR Series

You could say the "X" stands for X-tra affordable when it comes to the XCR Series. These are riveted, no-nonsense boats that are ideal if you're just getting started in boating and fishing... or if you need a little back-up boat for hitting smaller lakes and rivers. XCRs are also very popular fleet boats for resorts and rentals. Despite their modest price tags, XCRs are 100% Crestliner quality!



XCR1256V



XCR1462V



XCR1667VT

XCR	1256V	1462V	1667V/1667VT
Overall Length	12'1" (3.7m)	13' 8" (4.2m)	16' (4.9m)
Maximum Beam	56" (142cm)	62" (157cm)	67" (170cm)
Bow Depth	27" (69cm)	30" (76cm)	27" (69cm)
Number of Ribs	7	14	14
Approx. Weight	104# (47kg)	140# (64kg)	365# (166kg)
Max. Weight Capacity	602# (273kg)	900# (408kg)	1098# (498kg)
Max. People Capacity	3	4	5
Max. HP	10	25	30
Aluminum Gage	.050	.050	.072
Fuel Capacity	Portable	Portable	Portable
Transom Height	15" (38cm)	15" (38cm)	15" (38cm)
Tall Transom Height			20" (51cm)
Color: Natural with tan interior			

Crestliner
Efficiency
2007



"Getting back into these bays where the big crappies are spawning is a perfect situation for my trusty Sportsman."
- Rich Boggs, Pro Angler & Guide



Sportsmen who own Sportsmans get the best warranty in the business. Lifetime on the hull and 3 years on virtually everything else!



CXJ

1655/1760/1870/2070

It could be that no other Crestliner model inspires more thrilling adventures than the CXJ. No matter where you want to go or what you want to do, these rough-and-ready boats are up for the challenge.

Welded modified-V hulls deliver a stable ride. Ultra-wide beams and great storage compartments provide room for all your gear. They're a joy in the shallows and able to take waves too. And the ride? Smooth as silk. From bluegills to bluebills, your CXJ is definitely a boat for all seasons.

Crestliner



CXJ 1870



CXJ 1655



CXJ 1760



CXJ 2070



CXJ SERIES	2070	1870	1760	1655
Overall Length	20' (6.1m)	18' (5.5m)	17' (5.2m)	16' 2" (5.0m)
Maximum Beam	90.5" (230cm)	90.5" (230cm)	81" (206cm)	76" (192cm)
Bottom Width	70" (178cm)	70" (178cm)	60" (152cm)	55" (140cm)
Side Depth	23" (58cm)	23" (58cm)	23" (58cm)	23" (58cm)
Modified V-Hull	10° Dead Rise	10° Dead Rise	10° Dead Rise	8° Dead Rise
Approx. Weight	1390# (612kg)	1175# (533kg)	1000# (457kg)	825# (367kg)
Max. Weight Capacity	1600# (726kg)	1290# (573kg)	1080# (490kg)	900# (408kg)
Max. People Capacity	7	5	4	3
Max. HP	115	90	75	60
Fuel Capacity	21 gal. (79L)	21 gal. (79L)	21 gal. (79L)	21 gal. (79L)
Transom Height	20" (51cm)	20" (51cm)	20" (51cm)	20" (51cm)

Color: Marsh Tan OR Pebble

Optional: Camouflage paint (Mossy Oak™ Shadow Grass™)



www.crestliner.com

Picture yourself here, with your foot on the trolling motor control and a fish on the end of your line.



An optional stand-up/sit-down center console features built-in rod holders, tinted windscreen, a stainless-steel grab rail and internal storage space.

The fuel tank holds 21 gallons.



A 12/24-volt trolling motor outlet is ready for your bow-mount motor.



Also with the center console option: A padded cooler seat with a pivoting backrest and a front passenger seat that flips up for access to more storage.

Welded C-Series Jons

20/18/17/16

It's a crisp morning and you drop the guys off for a drive across a peninsula. You'll have success by noon. But you can't let the day be done. So you trade the bows for a spinning rod and make it a fish & hunt experience to remember. Does this sound like paradise? Then please take a seat in an all-welded C-Series.



Crestliner
Multi-Functional
2007



"Raven likes duck hunting as much as she likes going fishing with me. With the C-Series, we do it all."
- Ron Schara



The Accessory Receiver Gunnel on all "C-Series" and "CXJs" allows you to customize your all-welded Crestliner with all these great options.




www.crestliner.com



C 1870V Welded C-Series

C-SERIES	C 2070V/VS/CC	C 1870V/VS/CC	C 1760V/VS/CC	C 1655V/VS
Overall Length	20' (6.1m)	18' (5.5m)	17' (5.2m)	16'2" (5.0m)
Maximum Beam	90.5" (230cm)	90.5" (230cm)	81" (206cm)	76" (192cm)
Bottom Width	70" (178cm)	70" (178cm)	60" (152cm)	55" (140cm)
Side Depth	23" (58cm)	23" (58cm)	23" (58cm)	23" (58cm)
Modified V-Hull	10° Dead Rise	10° Dead Rise	10° Dead Rise	8° Dead Rise
Approx. Weight	1340# (608kg)	1125# (510kg)	950# (431kg)	775# (352kg)
Max. Weight Capacity	1600# (726kg)	1290# (573kg)	1080# (490kg)	900# (408kg)
Max. People Capacity	7	5	4	3
Max. HP	60 / 90	60 / 75	50 / 60	40 / 50
Fuel Capacity	Portable	Portable	Portable	Portable
Aluminum Hull Gauge	.100	.100	.100	.100
Transom Height	20" (51cm)	20" (51cm)	20" (51cm)	20" (51cm)
Colors: Marsh Tan; Mossy Oak Shadow Grass camouflage paint optional				



CR Jon Series

Freedom is picking up a boat with your bare hands and throwing it into the back of your pickup. You come to a crossroads and flip a coin.


Heads: right.

Tails: left.

You won't know where destiny will lead you. But you can be certain about one thing: You have the right boat in a CR Series.

Light, compact, durable and affordable.

Enjoy the day.



Crestliner
Simple Joys
2007



The Leader by Innovation™



CR 1236

CR 1448 MT

CR SERIES	1032	1232	1236	1436	1448/1448M	1648/1648M	1852MT
Overall Length	10'0" (3.0m)	11'10" (3.6m)	11'11" (3.6m)	14'0" (4.3m)	14'0" (4.3m)	15'10" (4.8m)	18'0" (5.5m)
Maximum Beam	48" (122cm)	48" (122cm)	56" (142cm)	57" (145cm)	70" (178cm)	70" (178cm)	75" (191cm)
Bottom Width	32" (81cm)	32" (81cm)	36" (91cm)	36" (91cm)	48" (122cm)	48" (122cm)	52" (132cm)
Side Depth	16" (41cm)	16" (41cm)	17" (43cm)	17" (43cm)	19/21" (48/53cm)	21" (53cm)	21" (53cm)
Number of Ribs	2	3	6	8	7	9	10
Weight	80# (36kg)	90# (41kg)	140# (63kg)	185# (84kg)	260# (118kg)	275# (125kg)	400# (182kg)
Weight Capacity	275# (125kg)	335# (152kg)	527# (239kg)	670# (304kg)	825# (375kg)	973# (442kg)	1375# (624kg)
Max People Capacity	2	2	3	3	4	4	6
Maximum HP	3	3	10	20	25	35	45
Alum. Hull Gauge	.043	.043	.050	.064	.072	.072	.072
Available With	-	-	-	-	T/S/TS	T/S/TS	T/TS

Key: M= Modified V-hull; T=Tall 20" Transom; S=Side Console; TS=Tall Transom with Side Console



CR1032

CR1232

CR1236

CR1436

CR1448

CR1448M


CR1648

CR1648MS

CR1852M

Uniquely Crestliner


Up until now, you've seen the sleek lines created by UniWeld construction and great styling. While Crestliner has been welding boats for over 40 years, other aluminum boat companies are just now starting to offer welded aluminum on their "premium" models. Aluminum is also a great choice over fiberglass. Compare a typical 20' fiberglass multi-species boat to our 20' Tournament Series model. You'll find that the Crestliner weighs hundreds of pounds lighter. You can run a smaller outboard without sacrificing performance. *That means less gas consumption when you're on the water or towing.* It also means you don't need as large a tow vehicle. Crestliner just plain makes a lot of sense. It's a lot of boat for the money.



Instead of struggling with snaps, the cover hooks into place.

Extruded gunnels combine strength, consistency and versatility

If you only compared Crestliner against other brands based on the gunnel, your choice would be clear. Because we extrude the gunnels and weld them to the hull sides, they maximize strength. Plus, the patented design allows for a unique snapless top system.



For maximum performance, consider a Mercury® Verado™ or OptiMax™ engine. Whether you choose the award winning super-charged 4-stroke Verado or the Mercury OptiMax with new DFI two-stroke technology, your Crestliner will fly across the water with dependability and performance that's second to none.

An extruded chine on many models for maximum spray deflection.



Welded tongue-in-groove construction and interlocking stringers vs. other fastening methods

We build our hulls with the foolproof tongue-in-channel construction that we pioneered. Inside, you'll find the most technologically advanced extruded bracing system in existence. All stringers interlock and are welded to the hull, which is stronger than other fastening methods. The parts fit together under the tightest tolerances, and computer-controlled welds ensure the ultimate performance. It's the strongest, most logical way to build an aluminum boat, and our LIFETIME + 3 Protection Plan proves it.



Our welds stand up to rough roads that can loosen the bottoms of other boats

Road vibration, especially from washboard dirt roads, can't loosen the bottom fasteners on a Crestliner (because there aren't any). Our boats are too solid to be affected by a rough ride. Trailer a non-welded boat on the same roads and vibration can loosen up the "joined" parts, resulting in potential leakage.



Crestliner

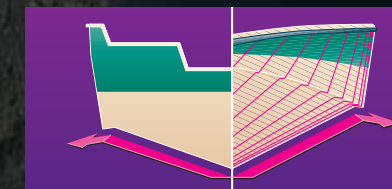
Serious Engineering No fracture points for better paint adhesion

2007

On non-welded boats, every "fasten point" represents a potential paint problem. A flex in the hull can break the paint line at those points. And once a paint fracture happens, it can keep going. Not so with a Crestliner. Our baked, Armor-Guard paint lays down in smooth coats without any potential fracture points. So Crestliners look newer, longer.


Reverse-chine hulls with integrated keels vs. applied splash rails and keels

Crestliner's keels are welded right into the hull. They're one with each other. And rather than adding clunky splash rails that can come loose over time, we build the "dry ride" right into our hulls with a unique reverse-chine design that deflects water out and away from the boat.



UniWeld™ Hull with Variable Dead Rise (VDR)


Crestliner has the best running, driest hull on the market because of our Variable Deadrise Hull, compared to competitors with constant degree deadrise hulls. Essentially, Crestliners degree of deadrise increases from the transom to the bow, giving a much deeper V midship than a constant degree deadrise through midship which is the same deadrise angle as at the transom, giving our boats a much smoother and drier ride.



Crestliner



Competition



No bumps for a faster ride and better transducer signal

You want "clean" water underneath when you're moving. Non-welded "bumpy" hulls create "dirty" turbulent water


that can affect speed and your transducer signal. Because our hulls are welded smooth, Crestliner Boats give you a smoother glide and cleaner transducer water, whether you're trolling or going full-throttle.

It all adds up to a better warranty and peace of mind



The superiority of a UniWeld hull allows us to offer a superior warranty. Our LIFETIME + 3 Protection Plan covers hull welds for life to the original owner. Virtually everything else from bow-to-stern is covered for three years. It doesn't get any better than that.

www.crestliner.com





Our Attention To Details Makes Your Fishing A Pure Joy.

If you think our hulls are impressive, you should see what we put inside them! Here's a quick tour of some of the innovations that make a Crestliner a Crestliner.



Nearly every boat in our catalog has our phenomenal Concept DX fishing chairs. You've never seen boat seats like them, because they don't exist anywhere else. Compression tests prove that these seats provide 33% better weight support than virtually any other marine chair out there. And the seat portion is 100% waterproof! But to truly appreciate these Concept DX chairs, have a seat.



Innovation inside and out

Check under the aluminum storage lids and you'll find our Crest-Liner spray-on coating for additional durability. It also acts as a vibration dampener for a quieter ride. On our smaller open boats, we spray the whole floor and inside hull with Crest-Liner for durability and slip-resistance.



If one thing can be two things, more power to you!

No, you're not looking at two different boats. It's the new, optional conversion stern bench in the '07



Sportfish SST. Comfortable seating or big casting deck... you decide.

We give your fish fresh breath

Fish in a livewell need oxygen. We give it to them with this little disc — the new Aqua-Innovations oxygenating system. It's in the Tournament Series and our pros are jazzed about it because it keeps their walleyes healthy. If they weigh in a dead fish they get penalized. Now they don't give that a second thought.



Sealed "plug-and-play" connectors on all wires

Only the highest-quality wires, switches and connectors go into your Crestliner. Everything is sealed to withstand the harshest marine environment. Plus, we engineer our wiring for easy accessory addition.

A snap to put on... without snaps!

Several 2007 models feature our innovative "snapless" travel cover. Heavy-duty clips attached to the canvas slide into a slot that's integrated in the extruded gunnel deck. Fits like a charm, and when it's off there are no unsightly snaps that can snag fishing line.



SST— a Crestliner exclusive

The SST (Space Saver Transom) is an option you'll want to consider on 18, 19 or 21 foot Sportfish models. You'll get more room inside and better outboard performance.

More innovation - Folding SunTops

Optional folding suntops fold down and store easily in a zippered carrying case. How cool is that? (patent applied for)



Automotive styling at the helm

Sit behind a sculpted Crestliner dashboard and you'll see instrument panels like those found in luxury cars. Even our newly-designed steering wheels represent the apex of style.



Convenient breaker switches

There's nothing to change out. If you throw a switch you push the button. It's that easy! Available on windshield boats and Tournament Series models.



More comfort is always an option

What a chair! The new reclining helm seat with folding arm rests is an option on some Crestliner models this year.

If you like Crestliner Boats, you'll want a pontoon too!

Visit your Crestliner dealer and take a look at the incredible '07 pontoon line. There's a 'toon for every family, any need and virtually any budget. Ask for a Crestliner Pontoon catalog.

www.crestliner.com

Crestliner
Creature Comforts
2007



2007

Crestliner

609 13th Avenue N.E., Little Falls, Minnesota 56345
Phone 320-632-6686

All prices and specifications subject to change. Crestliner reserves the right to discontinue models or change prices, specifications, materials, equipment, color or design at any time without notice and without incurring obligations. Some models are shown with optional features. Outboard model weights shown in this catalog reflect the approximate weight of the boat/pontoon only, and do not include weights of the outboard motor or accessories installed. All boats/pontoons meet or exceed United States Coast Guard regulations and National Marine Manufacturers Association Certification Standards. Warranty: The Crestliner LIFETIME+3 Protection Plan and deck lifetime limited warranties continue to lead the industry. Crestliner warrants that it will repair or replace defects discovered in a main seam hull/tube weld for life after the date the boat/pontoon is purchased. Crestliner also warrants that it will repair or replace all other defects in materials and workmanship in the boat/pontoon for a period of three years after the date of purchase. Some restrictions apply. For complete details, a copy of our limited warranty is attached to each new boat/pontoon or may be obtained from your Crestliner dealer. Many pontoons featured in this catalog are shown with available options.

See your dealer for details.

© 2006 Crestliner — A Brunswick Boat Company

To locate your nearest dealer, visit
www.crestliner.com

Please follow the rules of safe boating, be courteous to others and respect the marine environment.

Special thanks to: Bojoma Lake Maps, www.uslakeviews.com &

Stearns Mfg. PFDs and inflatables. Belt-style inflatable PFDs are worn by some boaters in running shots.

100m 7/06 Printed in USA

takemefishing.org



www.crestliner.com

The Crestliner Quality Mission Statement is our promise to you:

***To satisfy our customers by continually
creating market-leading products and
services through innovation.***



The Leader by Innovation™

Crestliner PONTOONS



Finding
your
perfect place
has never been
so much fun.



The Leader by Innovation™

A Cabin With Miles & Miles of Lake Shore

What's shoreline property going for these days? It's probably no bargain. But what is a phenomenal value is a Crestliner Pontoon. In a Crestliner, you don't just own the finest watercraft in its class. You own the whole lake. If you're shopping for a pontoon for your family, here's what we want you to do. Look at a Crestliner. Get a price from your dealer. Then go compare the product and price against every other brand out there. Pay close attention to how our superior Lifetime Plus 3 Protection Plan stacks up against other warranties. You'll come back and buy the Crestliner, without a doubt.



For the second straight year Crestliner has earned the prestigious NMMA Customer Satisfaction Index Award by the National Marine Manufacturer's Association.

Crestliner
HydroTherapy
2007



The Leader by Innovation™



LSi Sterndrive

2485/2685/2885

Ask the salesman to show you the best pontoon they've got and he'll walk you over to an LSi Sterndrive. Our designers, engineers and craftsmen have taken this model to every extreme for supreme comfort, power and performance. And you deserve it. There are a few options available but, because the LSi comes with so many standard features, there aren't many. LSi Sterndrive. It's all the best from our family... to yours.

2485 LSi Sterndrive



2885 LSi Sterndrive

LSI STERNDRIVE	2485	2685	2885
Pontoon Length	22' (6.7m)	24' (7.3m)	26' (7.9m)
Deck Length	23'6" (7.1m)	25'6" (7.8m)	27'6" (8.4m)
Maximum Beam	102" (259cm)	102" (259cm)	102" (259cm)
Approx. Weight	3200# (1451kg)	3400# (1542kg)	3750# (1700kg)
Tube Diameter	27" (69cm)	27" (69cm)	27" (69cm)
Tube Gauge	.080	.080	.080
Max. Weight Capacity	2000# (907kg)	2000# (907kg)	2500# (1134kg)
Max. People Capacity	12	14	16
Recommended HP Available	3.0L - 4.3L	3.0L - 5.0L	3.0L - 350 Mag.
Fuel Capacity	35 gal. (132L)	35 gal. (132L)	35 gal. (132L)

Available in Pebble Base and 2007 Graphic Packages

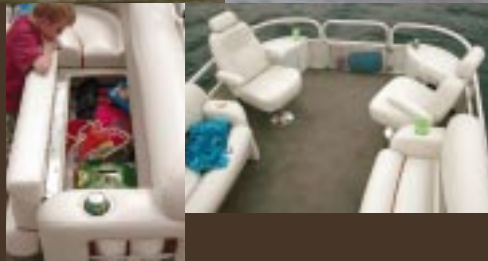


www.crestliner.com

Crestliner
Innovation
2007



The stern swim platform with a retractable ladder is standard equipment.



Picture your family and friends relaxing on the finest, most comfortable pontoon furniture available today.



Whether you need protection from above or on all sides, you can customize your LSi with these canvas packages.

LSi Outboard

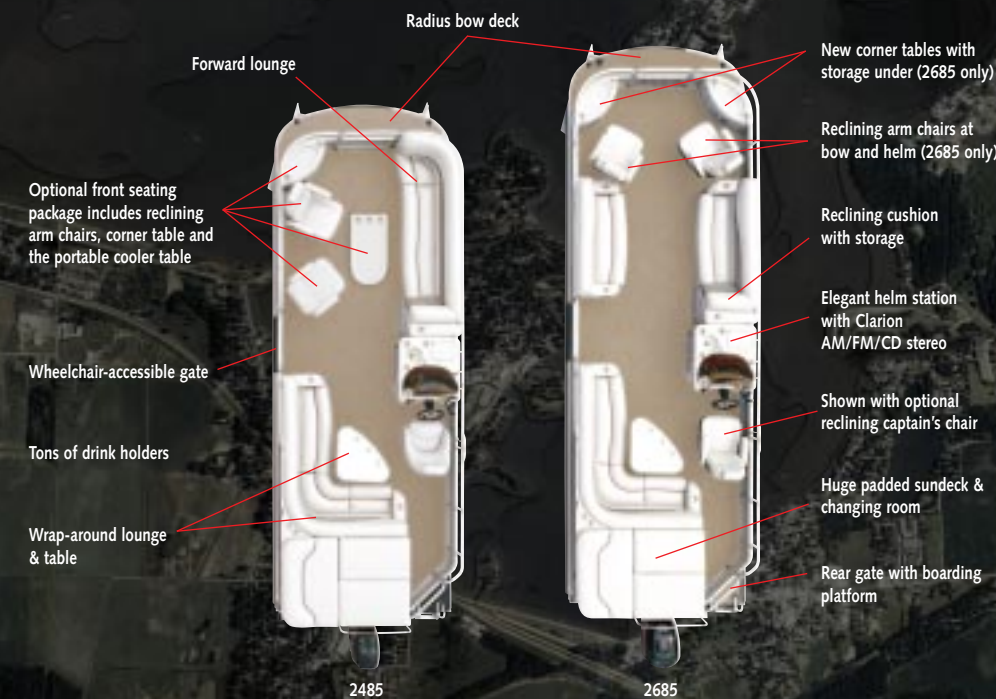
2485/2685

Heaven-on-earth is a place where you are completely at-ease. Where relaxation is so miraculously complete that the very word "relaxation" fails to describe it. It could be that "LSi" is a better way to define the feeling. The moment you step aboard, you are both pampered and exhilarated. And you can expect that feeling to last, because this timeless treasure is built to do the same. We call it the best outboard-driven pontoon we build. You'll call it paradise.

2685 LSi Outboard

2485 LSi Outboard

LSi OUTBOARD	2485	2685
Pontoon Length	24' (7.3m)	26' (7.9m)
Deck Length	24'7" (7.3m)	26' 7" (8.1m)
Maximum Beam	102" (259cm)	102" (259cm)
Approx. Weight	2300# (1043kg)	2450# (1111kg)
Tube Diameter	27" (69cm)	27" (69cm)
Tube Gauge	.080	.080
Max. Weight Capacity	2800# (1270kg)	2900# (1315kg)
Max. People Capacity	14	16
Max. HP	150	150
Fuel Capacity	25 gal. (95L)	25 gal. (95L)
Available in Pebble Base and 2007 Graphic Packages		



www.crestliner.com


Crestliner
Good times
2007



Your LSi includes a bimini top crafted from the finest fabric, heavy-duty supports and quick-connect hardware.



You and the kids will appreciate the pop-up changing room. The built-in swim ladder is a popular option.



If you wish, you can trade out the port sofa for a table-and-chairs arrangement that's great for entertaining (2485 only).



The reclining captain's chair with arm-rests is optional. The classy fiberglass console includes a galley and standard Clarion AM/FM/CD stereo.



LSi Outboard

2085/2285

Every family is unique, with a different set of needs. Yet they're all drawn to the allure of an exceptional Crestliner LSi. That's why we offer the famed model in both 20- and 22-foot lengths. They're perfect for cruising with a small group, yet still accommodate large parties with ease. Despite their more compact sizes, these pontoons sprawl with luxurious appointments like our LSi helm design, regal furniture and carpet, unbelievable storage and fantastic options.

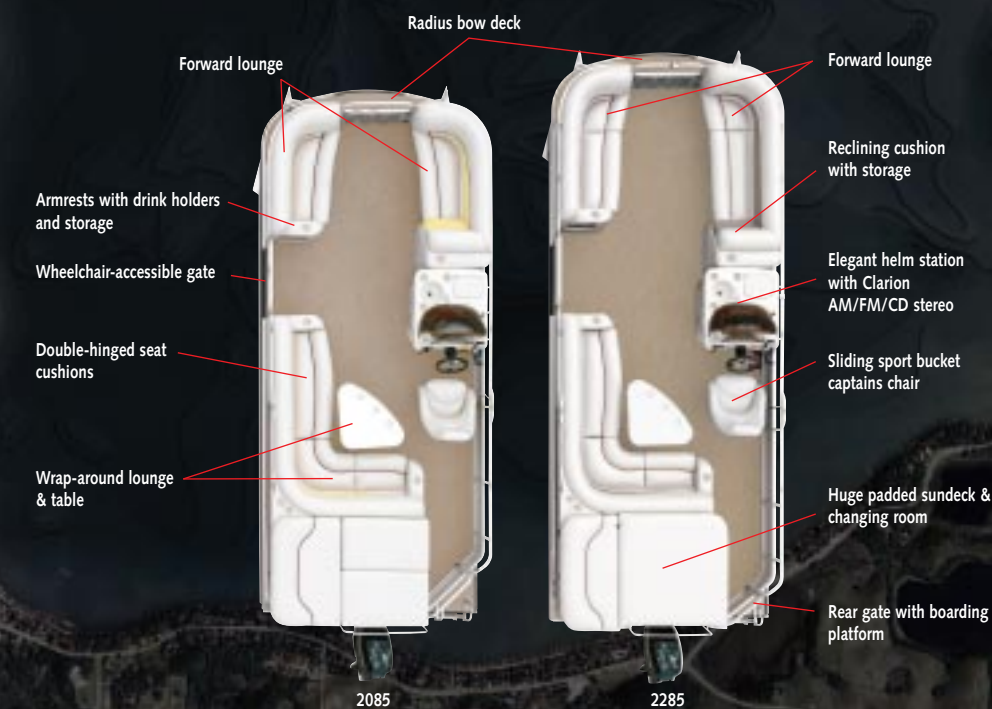


2285 LSi Outboard



2085 LSi

LSi OUTBOARD	2085	2285
Pontoon Length	20' (6.0m)	22' (6.7m)
Deck Length	20'7" (6.3m)	22'7" (6.9m)
Maximum Beam	102" (259cm)	102" (259cm)
Approx. Weight	2000# (907kg)	2150# (975kg)
Tube Diameter	27" (69cm)	27" (69cm)
Tube Gauge	.080	.080
Max. Weight Capacity	2100# (952kg)	2500# (1134kg)
Max. People Capacity	12	12
Max. HP	115	135
Fuel Capacity	25 gal. (95L)	25 gal. (95L)
Available in Pebble Base and 2007 Graphic Packages		



www.crestliner.com

Crestliner
Discover Fun
2007



There's nothing better than spending a glorious day relaxing on a Crestliner LSi.



Don't bother coming in for lunch. It's taken care of with our optional grill.



Every aspect of an LSi is designed not only for comfort, sleek looks and durability -- but also for storage capabilities.



Two popular options include the innovative bow filler and an inflatable sleeper bed.



LSi Angler

2085/2285/2485

An LSi is all about luxury. Our CFi model is a fishing masterpiece. What happens when you combine the two? You're looking at it! The LSi Angler is definitely the best of both worlds. Up front is where you unwind. In back, in the comfort of two Concept DX fishing chairs, is where you wind 'em in! There's even a built-in rod locker and 19-gallon aerated livewell back there. If you're a person who can't choose between cruising or fishing, the LSi Angler makes the decision easy.



LSI ANGLER	2085	2285	2485
Pontoon Length	20' (6.0m)	22' (6.7m)	24' (7.3m)
Deck Length	20'7" (6.3m)	22'7" (6.9m)	24'7" (7.3m)
Maximum Beam	102" (259cm)	102" (259cm)	102" (259cm)
Approx. Weight	2000# (907kg)	2150# (975kg)	2300# (1043kg)
Tube Diameter	27" (69cm)	27" (69cm)	27" (69cm)
Tube Gauge	.080	.080	.080
Max. Weight Capacity	2100# (952kg)	2500# (1134kg)	2800# (1270kg)
Max. People Capacity	12	12	14
Max. HP	115	135	150
Fuel Capacity	22 gal. (83L)	22 gal. (83L)	22 gal. (83L)


Available in Pebble Base and 2007 Graphic Packages



Crestliner
Quiet Places
2007



A popular option is the reclining captain's chair with slider base and fold-up arm rests.



The aerated livewell keeps your catch lively until dinner time. Get an optional on-board grill and you can feast right on the lake.



The fishing center at the stern is laid out for comfort and easy angling. The rod locker and livewell are right there. Drink holders too. Fish on!

www.crestliner.com



CFi


2085/2285

What does CFi stand for? Let's just say that "CF" stands for Catch Fish. The "i" can stand for "Imagine." Because that's exactly what you'll do when you first lay eyes on a CFi. You'll imagine the great time you and your favorite fishing partners will have on board. With an 84-inch rod locker, two livewells and four Concept DX fishing chairs at the corners, this Crestliner was born to catch fish. Plus, the CFi is priced so competitively, it's a definite keeper for any family.



2285 CFI

CFi	2085	2285
Pontoon Length	20' (6.0m)	22' (6.7m)
Deck Length	20'6" (6.2m)	22'7" (6.9m)
Maximum Beam	102" (259cm)	102" (259cm)
Approx. Weight	1500# (680kg)	1700# (771kg)
Tube Diameter	23" (58cm)	27" (69cm)
Tube Gauge	.080	.080
Max. Weight Capacity	1869# (848kg)	2500# (1134kg)
Max. People Capacity	9	12
Max. HP	90	135
Fuel Capacity	22 gal. (83L)	22 gal. (83L)
Available in Pebble Base and 2007 Graphic Packages		



www.crestliner.com

Crestliner
Fishing Comfort
2007



Pre-wired for a bow trolling motor, with a custom gate design that gives it the room it needs.

The big rod locker keeps your equipment safely out of the way when not in use.



A console designed for comfort and easy instrument viewing. Add an optional fish finder and you're ready to go!



The CFi comes standard with two livewells, aft and fore.

Sport LX

2285/2485

Sport LX models are the most popular in the entire Crestliner fleet. The overriding reason is simple: they're incredible pontoons for the price. This is especially true when you look at the 22- and 24-foot varieties. They're as grand as your visions for family fun. All the furnishings are first-rate, and the storage within virtually every seating area is unbelievable! Whether you choose the standard layout or the optional fishing package, you'll instantly become the most popular parent or pal on earth.

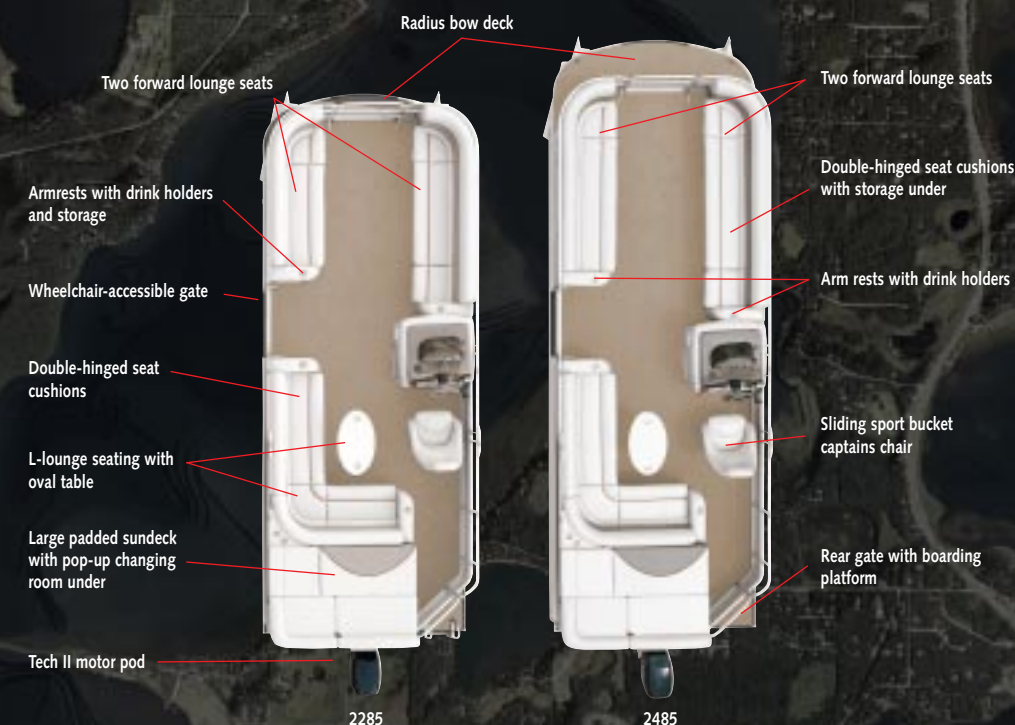


2285 Sport LX




2485 Sport LX

SPORT LX	2285	2485
Pontoon Length	22' (6.7m)	24' (7.3m)
Deck Length	22'6" (6.9m)	24'7" (7.5m)
Maximum Beam	101" (257cm)	101" (257cm)
Approx. Weight	2150# (975kg)	2300# (1043kg)
Tube Diameter	23" (58cm)	27" (68cm)
Tube Gauge	.080	.080
Max. Weight Capacity	2075# (941kg)	2155# (977kg)
Max. People Capacity	10	14
Max. HP	115	150
Fuel Capacity	Portable	Portable
Available in Pebble Base and 2007 Graphic Packages		



www.crestliner.com

Crestliner
HydroTherapy
2007




Enjoy your day on the water with a convenient pop-up changing room. For extended outings, a Porti-Potti is optional.

Super storage, with double-hinged seat cushions for added convenience.



Talk about multi-tasking! It's a cooler. It's a table. It's both...



Big deal you say. This is cooler, drink holder and ottoman! Both furnishings are favored options available in your Sport LX.

Sport LX 2085

You don't buy yourself a Sport LX 2085. You invest in your future. And this is something that no mutual fund, stock or precious metal can match. Because we're talking about life, love and precious memories. Plus, this investment includes a life insurance policy: our Lifetime Plus 3 Protection Plan protects your investment, so you're free to concentrate on the living and loving.

2085 Sport LX

2085 Sport LX
shown with optional fishing package

SPORT LX	2085
Pontoon Length	20' (6.0m)
Deck Length	20'6" (6.2m)
Maximum Beam	101" (257cm)
Approx. Weight	2000# (907kg)
Tube Diameter	23" (58cm)
Tube Gauge	.080
Max. Weight Capacity	1869# (848kg)
Max. People Capacity	9
Max. HP	90
Fuel Capacity	Portable
Available in Pebble Base and 2007 Graphic Packages	



www.crestliner.com

Crestliner
Hey, I got one.
2007



The optional cover is rugged and is a breeze to put on and take off.



Quick-connect bimini cover hardware demonstrates our commitment to using the finest materials and components.



Two close looks at Sport LX furniture. Note the craftsmanship. And beneath every lounge seat is a generous storage area.

Sport Classic

2085

Unexpected surprises are some of the greatest things that happen in life. This is one of them. It's unexpected because of the wonderfully low price. It's a surprise because of everything the Sport Classic gives you for the money. Beautiful furniture, impeccable craftsmanship, Lifetime Plus 3 Protection Plan... it's all there. Here's an idea: take a Sport Classic home, have your family cover their eyes, then yell "surprise!" The moment will exceed your expectations.



SPORT CLASSIC	2085
Pontoon Length	20' (6.0m)
Deck Length	20'6" (6.2m)
Maximum Beam	101" (257cm)
Approx. Weight	1900# (861kg)
Tube Diameter	23" (58cm)
Tube Gauge	.080
Max. Weight Capacity	1869# (848kg)
Max. People Capacity	9
Max. HP	90
Fuel Capacity	Portable
Available in Pebble Base and 2007 Graphic Package	



www.crestliner.com

Crestliner
Find your place
2007



The best value in its class. Now that gives anyone reason to smile.

Catch some rays on the optional rear sun deck.



In addition to great furniture, plush carpet and Crestliner's premium paint job, the Sport Classic provides room for you and all your summertime gear.



A console design you'd expect to find only on more expensive models, with a full instrument cluster and tinted windscreen.



Sport Classic

1685/1885

Perhaps you're just getting into boating. Or maybe you already own a boat and want a pontoon too...for those outings with big groups. Whatever the reason, and whatever your budget, the economical 16- and 18-foot Sport Classics are for you. We build them with our unwavering dedication to quality. They just don't have as many bells and whistles as other models. But you're not a bell-and-whistle type are you? No, you're a no-nonsense customer who wants an open design with a bulletproof warranty at a great price. Welcome aboard.

Crestliner
Ladies
afternoon
out



Simple pleasures are the order of the day in a Sport Classic. If you and your family like to fish, we highly recommend the optional fishing package that includes two Concept DX fishing chairs instead of the front sofas.



1685 Sport Classic



1885 Sport Classic
shown with optional fishing package

SPORT CLASSIC	1685	1885
Pontoon Length	16' (4.9m)	18' (5.5m)
Deck Length	16'6" (5.0m)	18'6" (5.6m)
Maximum Beam	101" (257cm)	101" (257cm)
Approx. Weight	1575# (714kg)	1750# (793kg)
Tube Diameter	23" (58cm)	23" (58cm)
Tube Gauge	.080	.080
Max. Weight Capacity	1426# (647kg)	1649# (748kg)
Max. People Capacity	7	8
Max. HP	50	75
Fuel Capacity	Portable	Portable
Available in Pebble Base and 2007 Graphic Package		



www.crestliner.com



Beauty and Strength a Crestliner Legacy

The proof is in the Lifetime Plus 3 Protection Plan.

If you want assurance that a Crestliner is superior to other pontoon brands, look no further than our LIFETIME Plus 3 Protection Plan. No one else offers a warranty quite like it! Tube welds and decking are covered for life to the original owner. Virtually everything else from bow-to-stern is covered for three years. Because we don't just manufacture pontoons.

We build trust.



Crestliner

Best Warranty
2007



Smooth fences and gates are as beautiful as they are rugged.

Look at other pontoons and you see segmented fencing with visible, bare aluminum framework. Not Crestliner. Our fences feature smooth sheets of thick .058 aluminum - beautifully finished. For quiet performance, all gates have premium marine hinges and are seated in rubber "silencer" stoppers. And, Crestliner features innovative fence spacers, which allow water to run out, keeping it from pooling up on deck.

Only the best hardware, consoles, components and craftsmanship.

Even the smallest part on a Crestliner Pontoon, from the sealed wire connectors to our quick-connect bimini top hardware, is top-of-the-line. That's why we invite you to scrutinize every inch of our pontoons before you buy. Check out the quality of our custom consoles and the fit & finish everywhere you look. It's simply the most innovative, best-built pontoon in the world.



You won't find a paint job like ours anywhere else. It's easy to spot a Crestliner Pontoon, because we paint the upper tubes along with the fences, gates and rails. The result is a great look that's also virtually care-free. Plus we bake our two-part Armor-Guard finish to ensure lasting attractiveness.




High-riding tubes with independent bulkheads, vented for enhanced security. We build our 23" and 27" tubes from the finest H34 5052 marine aluminum for the optimum strength-to-weight ratio. All tubes are sealed, pressure-tested and outfitted with top-mount air ventilation to equalize pressure. We go to these measures because there's something special riding on these tubes... You.



Only Crestliner features an extended stern deck on sterndrive models, providing a handy swim platform (patent applied for). There's even a retractable ladder to make climbing back aboard easier.




Full-length saddle brackets and cross members that double as spray deflectors. Saddle brackets and cross members connect the tubes and decking to give a pontoon its "structure." Other manufacturers use Z- or C-shaped parts with vertical faces that tend to flex and catch water. We insist on extruded "spray-deflector" components that give your Crestliner Pontoon unmatched strength and a smoother, dryer ride.



Take comfort in having the finest furniture. Crestliner sofas, lounges and chairs begin with computer-created designs that are as comfortable as they are attractive. Then we specify premium vinyls, foam and welting. Finally, our seasoned upholsterers craft the furniture to automotive-grade quality.



Portable coolers double as party tables. Two popular options are these slick coolers. One is a portable table on wheels that slides open to reveal a large insulated compartment. The other is a handy carry-on, complete with drink holders molded right in.



www.crestliner.com

Tech II Motor Pods are bigger and stronger. Other manufacturers use small motor pods bolted in a mere handful of places. That's not good enough for a Crestliner Pontoon. So we build beefy Tech II Motor Pods and secure them better than anyone else. This means your pontoon will easily handle a powerful Mercury Four-Stroke Outboard.

